



Our Equipment Works Harder So You Don't Have To

The BIRO 722/822SS/922SS Series of Manual Feed Grinders is a group of reliable, durable, and inexpensive service grinders designed for restaurants, meat departments, and hunters. All of these grinders have a 1hp motor, which gives you all of the power and output you need in a grinder. All models are equipped with a single reduction HTD (high torque drive) belt driven system that provides maximum power without slippage for maximum productivity. The bowl assembly and feed tray on each of the models can be removed without tools, so they're easy to clean, and their simple, rugged construction gives you a grinder that is virtually maintenance free for years to come. With a 22 head size and straight or flared throat, you can choose the grinder that's right for you. Reliability, durability, and low maintenance all make the BIRO 722, 822SS or 922SS Service Grinders work harder so you don't have to.



722



822SS

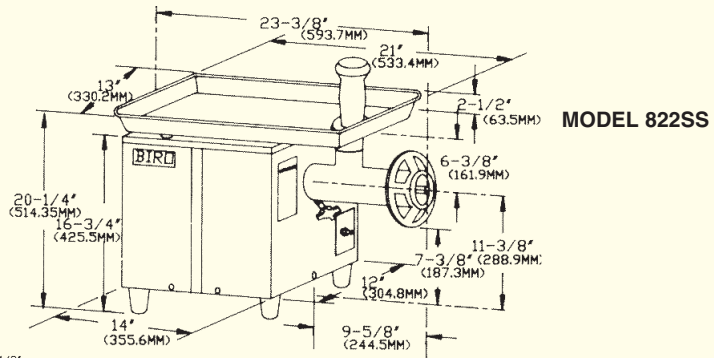
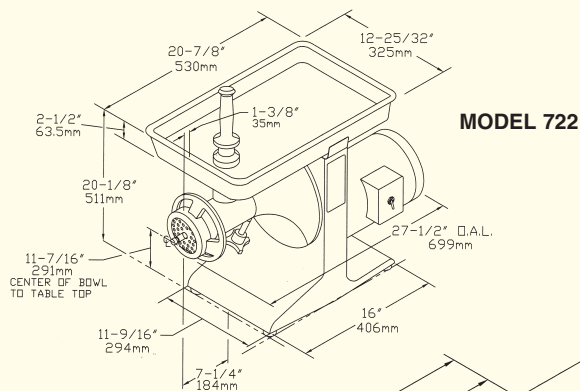


922SS

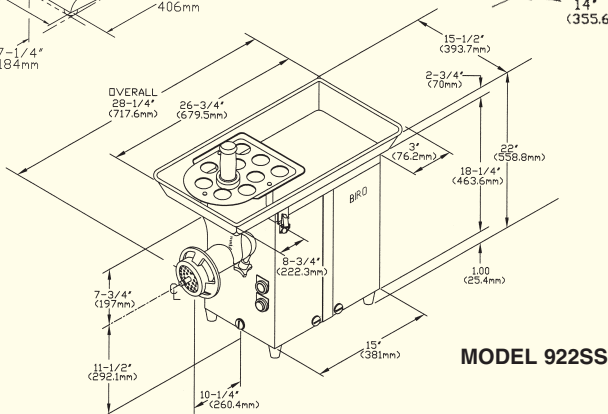
722/822SS/922SS

MODELS	722		822SS				922SS			
MOTORS:	STD.	OPT.	STD.	OPT.	OPT.	OPT.	STD.	OPT.	OPT.	OPT.
HP (KW)	1 (.75 KW) TE	1 (.75 KW) TE	1 (.75 KW) OP	1 (.75 KW) OP	1 (.75 KW) OP	1 (.75 KW) OP	1 (.75 KW) OP	1 (.75 KW) OP	1 (.75 KW) OP	1 (.75 KW) OP
VOLTAGE	115/208-230	110/220	115/230	240	220/380	220/440	115/230	240	220/380	220/440
CYCLE	60	50	60	50	50	60	60	50	50	60
PHASE	1	1	1	1	3	3	1	1	3	3
AMPS	9/5.4-5	9/4.9	13.2/6.6	6.2	3.8/2.2	3.8/1.9	13.2/6.6	6.2	3.8/2.2	3.8/1.9
6' POWER CORD & PLUG	YES	NO	YES	NO	NO	NO	YES	NO	NO	NO
6' POWER CORD NO PLUG	NO	YES	NO	YES	YES	YES	NO	YES	YES	YES
MOTORS: CALL FACTORY	AS ABOVE		1HP, 104/208-60-1 1-1/2HP, 208-230-60-1 922SS ONLY (EC) 1HP, 208-230/460-60-3 1HP, 220/380-50-3							
CONSTRUCTION:	CAST ALUMINUM BASE		CASE: MIRROR FINISH STAINLESS STEEL							
FEED PAN:	REMOVABLE STAINLESS STEEL FEED PANS STANDARD, BOWL GUARD ON 922SS									
FEED PAN CAPACITY:	APPROXIMATE 20 LBS. (9.1 KG)						25 LBS. (11.3 KG)			
BOWL, CAST IRON	TINNED, STRAIGHT SIDES, SIZE 22 KNIVES & PLATES (EC)		TINNED, STRAIGHT SIDES, SIZE 22 KNIVES & PLATES (EC)				TINNED, FLARED SIDES SIZE 22 KNIVES & PLATES (EC)			
BEARINGS ON DRIVE SHAFT:	HEAVY DUTY THRUST AND RADIAL - PRELUBRICATED									
DRIVE SYSTEM:	HTD (HIGH-TORQUE DRIVE) STEEL WIRE POWER GRIP BELT, 95% EFFICIENCY RATED, NON CORROSIVE, NO LUBRICATION REQUIRED									
CAPACITY OUTPUT:	ALL CAPACITIES DEPEND ON PRODUCT TYPE, TEMPERATURE, SIZE, PLATE HOLE SIZE, AND FEED RATE.									
LBS/KGS PER MINUTE	10-16 LBS. (4.5-7.3 KGS)		10-16 LBS. (4.5-7.3 KGS)				12-20 LBS. (5.5-9 KGS)			
STANDARD FEATURES	STOMPER, OPERATING AND SAFETY MANUAL, CORD AND/OR PLUG SEE MOTOR SPEC ABOVE									
OPERATING SPACE REQ'D	13" (330MM) X 24" (610MM) APPROX.						18" (455MM) X 28" (710MM)			
OPTIONAL EQPT. (EC)	KNIVES AND PLATES ALL MODELS, 1 1/2 1 PH ON 922									
CERTIFICATIONS	UL NSF		NSF USDA				UL NSF USDA			
WEIGHTS: NET	93 LBS. (42.2 KG)		89 LBS. (40.3 KG)				93 LBS. (42.2 KG)			
GROSS	133 LBS. (60.4 KG)		121 LBS. (54.8 KG)				148 LBS. (67.1 KG)			
DIMENSIONS CRATED:	L = 21" x W = 34" x H = 23" 533 MM x 864 MM x 584 MM		L = 16" x W = 28 1/2" x H = 24" 406 MM x 724 MM x 609 MM				L = 18" x W = 31" x H = 27" 457 MM x 787 MM x 686 MM			

TE=TOTALLY ENCLOSED OP=OPEN EC=EXTRA COST STD=STANDARD OPT=OPTIONAL



ALL SPECIFICATIONS
ARE SUBJECT TO
CHANGE WITHOUT
NOTIFICATION.



THE BIRO MANUFACTURING COMPANY
1114 WEST MAIN STREET
MARBLEHEAD, OH 43440-2099 U.S.A.
Phone: (419) 798-4451
Fax: (419) 798-9106
<http://www.birosaw.com>
sales@birosaw.com

ITEM NO.: LIT 12-22-22-218

FORM NO.: Md 812/822/922-218-10-06-15-ENG-MARK

Service is available from over 245 locations worldwide