

## Ishida WPL-3000 Automatic Weigh/Price/Labeler



(Pictured in L-configuration with optional equipment)



PART #	MODEL	CAPACITY
48771	....WPL-3000, left to right	30 lb (static) 10 lb max. (automatic)

The WPL-3000 weigh price labeler is specifically designed to meet the needs of supermarket backrooms and the food processing industry. Featuring an ergonomic design, stainless steel construction, and advanced label applicator, the WPL-3000 provides enhanced convenience for an optimal working environment.

For increased efficiency and reliability, the WPL-3000's conveyor belt lowers when products are being weighed, rises after weighing, and transfers products smoothly to the labeling process. Its free formatting feature enables creation of appealing labels with coupons, eye-catching phrases, nutritional information, and POP messages. The WPL-3000 also offers on-line capabilities by providing interfaces to a personal computer and networked Ishida AC-3000/DP-3000 systems.

### Applications

- Meat and produce departments
- Centralized processing

### Standard Features

- **Customized setup:** Basic system includes scale, keyboard/display, printer and stand
- 88 preset keys, 176 presets using the shift key
- Programmable presets include: PLU, Logo, Coupon, Tare, Operator, Amount Discount, Percentage Discount, Message
- Flexible label format
- Large 9-inch label roll
- Prints all legally-required information
- Scale conveyor
- Automatic label applicator
- Use with hand wrap station or automatic wrapper
- Configurable in straight or "L" layout

### Options/Accessories

- 65231\*\* .....ScaleLink Pro software
  - 46932.....Infeed conveyor with stand
  - 46934.....Sensor kit for heat belt (straight)
  - 46935.....3-roll wrap station with heat pad
  - 48761.....3-roll wrap station without heat pad
  - 48762.....Left or right wing for 3-roll wrap station
  - 46936.....Infeed or exit free roller
  - 47262.....Infeed L-type free roller
  - 46933.....Heat belt conveyor unit with legs, adjustable height, 24" W x 12" D (609mm W x 304mm D)
  - 48768.....Power exit roller with stand
  - 48765.....Gravity conveyor, 6 feet with stand
  - 48764.....Gravity conveyor, 8 feet with stand
  - 46940.....MSCU-3000, master board (1MB)
  - 46943.....Pack-off table, 30" W x 22" D x 38" H (762mm W x 558mm D x 965mm H)
  - 46944\* .....Speed increasing kit for automatic wrapper line
  - 46945.....Rotary bin accumulator tub, adjustable height, 28" dia. x 9" D (711mm dia. x 228mm D)
  - 47674.....Keyboard mount kit
  - 50308.....Second printer option
- LABEL STOCK**
- 47763.....Safe handling instructions in middle of label, 2.52" x 3.34" (64mm x 85mm)
  - 47738.....Two-line w/pre-printed safe handling instructions, 2.52" x 2.32" (64mm x 59mm)
  - 48365.....Day glow POP label, fluorescent orange, 1.5" x 1.0" (38mm x 25mm)

\* Strongly recommended when using the WPL-3000 with an automatic wrapping machine.

\*\* License file required for operation. Must supply store name and address at time of order. One license required per location.

**WEIGHING CAPACITY:**

30 lb/0.01 lb

**CONVEYOR CAPACITY:**

10 lb

**MEMORY CAPACITY:**

Standard: 256K  
Expandable to 1MB (with MSCU-3000 master board)

**\*\*PROCESSING SPEED:**

The speed is dependent upon application variables such as I- or L-type configuration, whether the speed increasing kit is installed, environmental factors, package weight, etc.

Based on our tests we approximate:  
30-27 packages per minute from 1 to 3 pounds  
27-23 packages per minute from 3.5 to 8.5 pounds

**TRAY SIZE:**

Length: 5.9" - 15.7" (150mm - 400mm)  
Height: 0.6" - 3.9" (15mm - 100mm), including product height  
Width: 3.1" - 9.8" (80mm - 250mm)

**KEYS:**

Function key: 32 keys  
Preset key: 88 keys (176 presets by double shifts)

**DISPLAY:**

Full dot matrix alphanumeric display (256 x 16 dots)  
Fluorescent segment character display

**PRINTER:**

Thermal system dot printer, total 448 dots  
Printing speed: 4.0" (100mm) per second

**LABEL:**

Flexible label format  
Outer diameter of roll: 9.0" (230mm)  
Width of backing paper: 2.7" (66mm)  
Width of label: 2.5" (64mm)

**POWER SUPPLY:**

115 VAC ±10%, 60Hz

**AIR SUPPLY REQUIRED (TYPICAL):**

2.05 CFM @ 100 psi  
2.60 CFM @ 50 psi

**POWER CONSUMPTION:**

Stand by: 50W  
In operation: 100W

**OPERATING TEMPERATURE:**

32°F to 104°F (0°C to 40°C)

**HUMIDITY RANGE:**

20% to 90% (no condensation)

**CLASSIFICATION:**

NTEP certified, CC# 95-057A2, UL listed

**WARRANTY:**

One-year limited warranty

**DIMENSIONS**

**I-type**

A	42.7"	(1085mm)	H	24.0"	(610mm)
B*	11.8" - 12.5"	(300mm-316mm)	I*	3.7"-7.7"	(95mm-195mm)
C	17.6"	(446mm)	J	41.5"	(1054mm)
D	11.0"	(280mm)	K	11.8"	(300mm)
E	19.25"	(489mm)	L	12.6"	(320mm)
F	50.25"	(1276mm)	M	1.6"	(40mm)
G	16.5"	(419mm)			

**L-type**

A	42.7"	(1085mm)	H	41.5"	(1054mm)
B*	11.8"-12.5"	(300mm-316mm)	I	24.0"	(610mm)
C	17.6"	(446mm)	J	11.8"	(300mm)
D*	8.0-8.5"	(202mm-215mm)	K	12.6"	(320mm)
E	50.25"	(1276mm)	L	1.6"	(40mm)
F	16.5"	(419mm)			
G*	3.7"-7.7"	(95mm-195mm)			

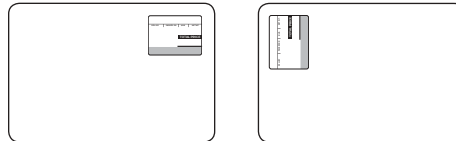
\* Adjustable

\*\* Consult factory with your specifications for more precise results.

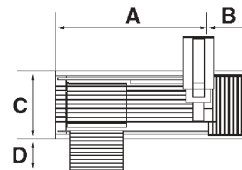
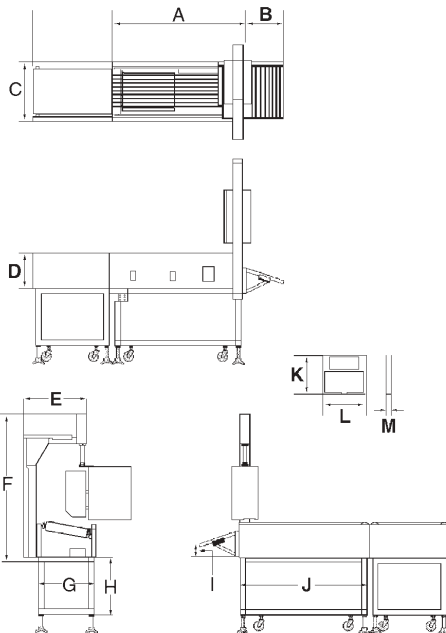
**LABEL POSITIONS TRAVEL →**

Normal

Rotate



**I-TYPE**



**L-TYPE**

